

**BOURNS®**

## Features

- Low cost, high quality
- Excellent temperature stability
- High currents
- E12 series 100  $\mu$ H to 33mH
- Open construction

- Available with 3M tape (#56) for outer covering (standard version) or heat shrink tube ("S" version)

## Applications

- Telecommunications

# PT121 Series - Radial High Q Inductors

### Electrical Specifications (@ 25°C)

Part Number	Inductance Typical (1) mH $\pm 10\%$	Q (min.)	Measure frequency Q and Inductance kHz	Self Resonant frequency MHz min. (2)	DCR $\Omega$ (max.)	Rated I DC mA (max.)
PT12110	0.10	80	796.0	5.30	2.0	200
PT12111	0.12	80	796.0	4.50	2.0	200
PT12112	0.15	80	796.0	3.80	2.0	200
PT12113	0.18	80	796.0	3.30	3.0	200
PT12114	0.22	80	796.0	2.90	3.0	200
PT12115	0.27	80	796.0	2.60	3.0	200
PT12116	0.33	80	796.0	2.30	4.0	200
PT12117	0.39	80	796.0	2.10	4.0	200
PT12118	0.47	80	796.0	1.90	4.0	200
PT12119	0.56	80	796.0	1.70	4.0	200
PT12120	0.60	80	796.0	1.60	4.0	200
PT12121	0.82	80	796.0	1.40	6.0	200
PT12122	1.00	90	252.0	1.30	6.0	150
PT12123	1.20	90	252.0	1.20	9.0	150
PT12124	1.50	90	252.0	1.10	9.0	150
PT12125	1.80	90	252.0	1.00	9.0	100
PT12126	2.20	90	252.0	0.90	13.0	100
PT12127	2.70	90	252.0	0.80	13.0	100
PT12128	3.30	90	252.0	0.70	13.0	100
PT12129	3.90	90	252.0	0.70	13.0	50
PT12130	4.70	90	252.0	0.60	18.0	50
PT12131	5.60	90	252.0	0.60	18.0	50
PT12132	6.80	90	252.0	0.50	26.0	50
PT12133	8.20	90	252.0	0.50	26.0	50
PT12134	10.00	100	79.6	0.40	40.0	40
PT12135	12.00	100	79.6	0.40	40.0	40
PT12136	15.00	100	79.6	0.40	60.0	40
PT12137	18.00	100	79.6	0.30	60.0	30
PT12138	22.00	100	79.6	0.30	80.0	30
PT12139	27.00	100	79.6	0.30	80.0	30
PT12140	33.00	100	79.6	0.30	80.0	30

#### NOTE:

- (1) Version J: Inductance Value  $\pm 5\%$  is also available. Please add 'J' to above part number if Inductance Value  $\pm 5\%$  is required (i.e. PT12110J)
- (2) Measurements are made at 25 °C using HP4277A LCZ Meter Self Resonant Frequency is for reference only.

Full encapsulated units with Epoxy Resin are also available. Please consult factory for details.

"S" Version uses heat shrink tube for outer cover. Diameter and height are slightly higher than standard version. (See product dimensions.)

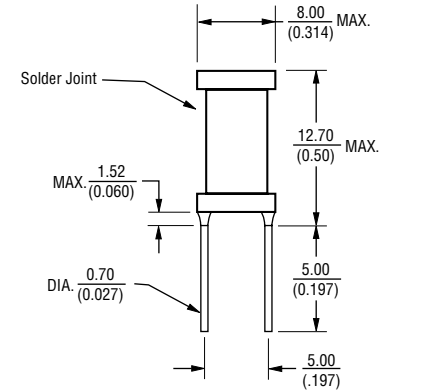
[www.DataSheet4U.com](http://www.DataSheet4U.com)

REV. 4/02

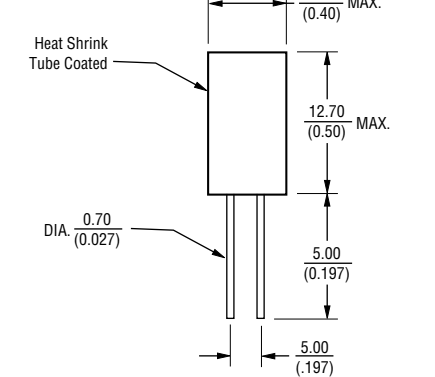
Specifications are subject to change without notice.

### Product Dimensions

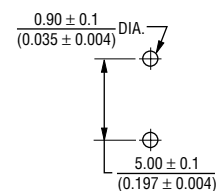
#### PT121 Series



#### PT121S Series



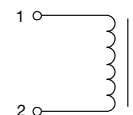
### Recommended PCB Layout



RECOMMENDED PCB LAYOUT

DIMENSIONS:  $\frac{\text{MM}}{\text{(INCHES)}}$  TOLERANCE:  $\pm \frac{0.25}{(0.010)}$

### Electrical Schematic



Schematic